

shindaiwa®

GP3410 Water Pump



The **GP3410** is one of the world's lightest and most powerful industrial centrifugal water pumps on the market today.

The **C4 Technology®** engine provides remarkable power with low engine tone, low emissions, and excellent fuel economy.


shindaiwa®

GP3410 Water Pump

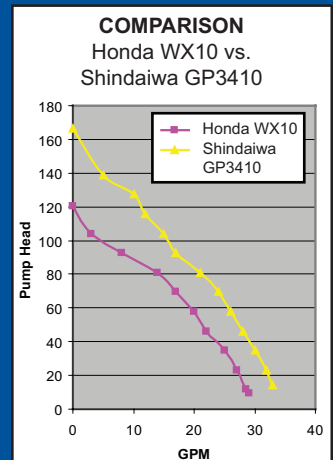


Shindaiwa's C4 Technology® delivers the best of both 2-cycle and 4-cycle engines. Stronger. Smoother. Quieter.

- No sump. No dipstick. No oil changes.
- Uses 50:1 mixed fuel.
- Excellent fuel economy.
- Meets stringent EPA and California exhaust emissions standards.
- U.S. patented C4 Technology® engines are also available on Shindaiwa grass trimmers, leaf blowers, brushcutters and hedge trimmers.



The Centrifugal Pump features a die cast all metal impeller and fully enclosed mechanical seals to deliver the highest flow rate, lift, and maximum pressure in a small displacement, light-weight pump on the market today.




Specifications

	GP3410
Displacement	2.07 cu in (34 cc)
Dry weight	15.6 lbs (7.1 kg)
Power output	1.4 hp (1.0 kW)
Fuel tank capacity	20 oz (0.61 liters)
Discharge capacity	34.3 gpm (130 liters/min)
Total head lift	164 ft (50 m)
Suction head lift	26.25 ft (8 m)
Maximum pressure	72 psi (5.1 kg/cm)

Additional Features

- Discharges up to 34.3 gal/min and 2,058 gal/hour.
- Reduced emissions, low engine noise.
- Excellent fuel economy; runs up to 20% longer on a tank than comparable 2-stroke engines.
- The 2510 and 3410 series C4 Technology® engines are covered by U.S. Patent No. 6,830,030.



shindaiwa®
First to Start. Last to Quit.
www.shindaiwa.com

Your Dealer:

Area for distributor/dealer

Timberland Supply Co. Ltd.
1520 Lorne Street
Kamloops, BC, V2C 1X6
(250) 372-9561 / (800) 563-5223
web: www.timberland-supply.com

Best in the Business. Guaranteed.

